



NEWLAND

WARDROBES

OPTIONS & DIMENSIONS

Single Wardrobe

W: 640mm

D: 600mm

H: 1840mm

Left-hand and right-hand options available

Gents Robe – 1 Drawer

On request

Gents Robe – 1 Drawer Wide

On request

Double Wardrobe

W: 840mm

D: 600mm

H: 1840mm

Double Wardrobe – Wide

W: 1040mm

D: 600mm

H: 1840m

MATERIALS

Carcass: MFC – 18mm

Top: Vinyl Wrap – 25mm

Fascias: Vinyl wrap – 18mm

Legs: Solid Beech

HANDLES

Hafele Knob Handle

Colours: Zinc Alloy, Pewter, Brushed Gold, Matt Black

INTERIOR & EXTRAS

All wardrobes include 1 shelf and hanging rail as standard

Top boxes are available for all wardrobe options

FINISH DETAILS

Top & Upstand – all colours

Carcass & Legs – solid colours only



Shown in Reed Green with Pewter handles.

WOOD FINISHES

SOLID COLOURS



LIGHT GREY
LRV 57*



CASHMERE
LRV 80*



STONE GREY
LRV 28*



MUSSEL
LRV 65*



REED GREEN
LRV 21*



MONUMENT GREY
LRV 22*

WOOD COLOURS



POLAR OAK
LRV 60*



LIGHT ACACIA
LRV 53*



KENDAL OAK
LRV 34*



VICENZA OAK
LRV 41*




HONEY OAK
LRV 41*



GREY
NORDIC OAK
LRV 31*



WALNUT
LRV 11*



TOBACCO
WALNUT
LRV 12*

*LRV values are applicable to melamine finishes. Finishes shown are for illustration purposes only. Variation in grain or colour may occur. Natural timber products are sprayed to match wood colour.



NEWLAND

BEDSIDE CABINETS

OPTIONS & DIMENSIONS

Bedside Cabinet – 1 Drawer

W: 540mm

D: 480mm

H: 709mm with upstand & 639mm to the top

Bedside Cabinet – 2 Drawer

W: 540mm

D: 480mm

H: 709mm

MATERIALS

Carcass: MFC – 18mm

Top: Vinyl wrap – 25mm

Fascias: MFC – 18mm

Legs: Solid Beech

HANDLES

Hafele Knob Handle

Colours: Zinc Alloy

Pewter

Brushed Gold

Matt Black

EXTRAS

A top lock and key for the top drawer

FINISH DETAILS

Top & Upstand – all colours

Carcass & Legs – solid colours only



Shown in Reed Green with Pewter handles.

WOOD FINISHES

SOLID COLOURS



LIGHT GREY
LRV 57*



CASHMERE
LRV 80*



STONE GREY
LRV 28*



MUSSEL
LRV 65*



REED GREEN
LRV 21*



MONUMENT GREY
LRV 22*

WOOD COLOURS



POLAR OAK
LRV 60*



LIGHT ACACIA
LRV 53*



KENDAL OAK
LRV 34*




VICENZA OAK
LRV 41*



HONEY OAK
LRV 41*



GREY
NORDIC OAK
LRV 31*



WALNUT
LRV 11*



TOBACCO
WALNUT
LRV 12*

*LRV values are applicable to melamine finishes. Finishes shown are for illustration purposes only. Variation in grain or colour may occur. Natural timber products are sprayed to match wood colour.



NEWLAND

CHEST OF DRAWERS

OPTIONS & DIMENSIONS

Chest of Drawers – 3 Drawer - Compact

W: 640mm

D: 540mm

H: 840mm with upstand & 770mm to top

Chest of Drawers – 3 Drawer

W: 840mm

D: 540mm

H: 840mm with upstand & 770mm to top

Chest of Drawers – 4 Drawer - Compact

W: 640mm

D: 540mm

H: 1030mm with upstand & 960mm to top

Chest of Drawers – 4 Drawer

W: 840mm

D: 540mm

H: 1030mm with upstand & 960mm to top

Chest of Drawers – 5 Drawer - Compact

W: 640mm

D: 540mm

H: 1220mm with upstand & 1150mm to top

Chest of Drawers – 5 Drawer

W: 840mm

D: 540mm

H: 1220mm with upstand & 1150mm to top

MATERIALS

Carcass: MFC – 18mm

Top: Vinyl wrap – 25mm

Fascias: MFC – 18mm

Legs: Solid Beech

HANDLES

Hafele Knob Handle

Colours: Zinc Alloy

Pewter

Brushed Gold

Matt Black

FINISH DETAILS

Top & Upstand – all colours

Carcass & Legs – solid colours only



Shown in Reed Green with Pewter handles.

WOOD FINISHES

SOLID COLOURS



LIGHT GREY
LRV 57*



CASHMERE
LRV 80*



STONE GREY
LRV 28*



MUSSEL
LRV 65*



REED GREEN
LRV 21*



MONUMENT GREY
LRV 22*

WOOD COLOURS



POLAR OAK
LRV 60*



LIGHT ACACIA
LRV 53*



KENDAL OAK
LRV 34*



VICENZA OAK
LRV 41*




HONEY OAK
LRV 41*



GREY
NORDIC OAK
LRV 31*



WALNUT
LRV 11*



TOBACCO
WALNUT
LRV 12*

*LRV values are applicable to melamine finishes. Finishes shown are for illustration purposes only. Variation in grain or colour may occur. Natural timber products are sprayed to match wood colour.

NEWLAND

DRESSING TABLES – SINGLE PEDESTAL

OPTIONS & DIMENSIONS

Single Pedestal Dressing Table

W: 1280mm
D: 540mm
H: 840mm with upstand & 770mm to top
Handles: One centred handle per drawer

Single Pedestal Wide Dressing Table

W: 1580mm
D: 540mm
H: 840mm with upstand & 770mm to top
Handles: Two sets of handles per drawer

MATERIALS

Carcass: MFC – 18mm
Top: Vinyl wrap – 25mm
Fascias: MFC – 18mm
Legs: Solid Beech

HANDLES

Hafele Knob Handle
Colours: Zinc Alloy
Pewter
Brushed Gold
Matt Black

EXTRAS

Dressing table panel sold separately

FINISH DETAILS

Top & Upstand – all colours
Carcass & Legs – solid colours only



Shown in Reed Green with Pewter handles.

WOOD FINISHES

SOLID COLOURS



WOOD COLOURS



*LRV values are applicable to melamine finishes. Finishes shown are for illustration purposes only. Variation in grain or colour may occur. Natural timber products are sprayed to match wood colour.



NEWLAND

DRESSING TABLE – DOUBLE PEDESTAL

OPTIONS & DIMENSIONS

Double Pedestal Dressing Table

W: 1740mm

D: 540mm

H: 840mm with upstand & 770mm to top

Handles: One centred handle per drawer

MATERIALS

Carcass: MFC – 18mm

Top: Vinyl wrap – 25mm

Fascias: MFC – 18mm

Legs: Solid Beech

HANDLES

Hafele Knob Handle

Colours: Zinc Alloy

Pewter

Brushed Gold

Matt Black

EXTRAS

Dressing table panel sold separately

FINISH DETAILS

Top & Upstand – all colours

Carcass & Legs – solid colours only



Shown in Reed Green with Pewter handles.

WOOD FINISHES

SOLID COLOURS



LIGHT GREY
LRV 57*



CASHMERE
LRV 80*



STONE GREY
LRV 28*



MUSSEL
LRV 65*



REED GREEN
LRV 21*



MONUMENT GREY
LRV 22*

WOOD COLOURS



POLAR OAK
LRV 60*



LIGHT ACACIA
LRV 53*



KENDAL OAK
LRV 34*



VICENZA OAK
LRV 41*



HONEY OAK
LRV 41*



GREY
NORDIC OAK
LRV 31*



WALNUT
LRV 11*



TOBACCO
WALNUT
LRV 12*

*LRV values are applicable to melamine finishes. Finishes shown are for illustration purposes only. Variation in grain or colour may occur. Natural timber products are sprayed to match wood colour.



NEWLAND

DESK

OPTIONS & DIMENSIONS

Desk – 1 Drawer

W: 940mm

D: 540mm

H: 840mm with upstand & 770mm to top

MATERIALS

Carcass: MFC – 18mm

Top: Vinyl wrap – 25mm

Fascias: MFC– 18mm

Legs: Solid Beech

HANDLES

Hafele Knob Handle

Colours: Zinc Alloy

Pewter

Brushed Gold

Matt Black

EXTRAS

Desk panel sold separately

FINISH DETAILS

Top & Upstand – all colours

Carcass & Legs – solid colours only



Shown in Reed Green with Pewter handles.

WOOD FINISHES

SOLID COLOURS



LIGHT GREY
LRV 57*



CASHMERE
LRV 80*



STONE GREY
LRV 28*



MUSSEL
LRV 65*



REED GREEN
LRV 21*



MONUMENT GREY
LRV 22*

WOOD COLOURS



POLAR OAK
LRV 60*



LIGHT ACACIA
LRV 53*



KENDAL OAK
LRV 34*



VICENZA OAK
LRV 41*



HONEY OAK
LRV 41*



GREY
NORDIC OAK
LRV 31*



WALNUT
LRV 11*



TOBACCO
WALNUT
LRV 12*

*LRV values are applicable to melamine finishes. Finishes shown are for illustration purposes only. Variation in grain or colour may occur. Natural timber products are sprayed to match wood colour.

NEWLAND

PANELS FOR DRESSING TABLE & DESK

OPTIONS & DIMENSIONS

Panel for Single Pedestal Dressing Table

W: 1280mm
D: 80mm
H: 745mm

Panel for Single Pedestal Wide Dressing Table

W: 1580mm
D: 80mm
H: 745mm

Panel for Double Pedestal Dressing

W: 1740mm
D: 80mm
H: 745mm

Panel for Desk – 2 Drawer

On request

MATERIALS

Carcass: MFC – 18mm
Top: Vinyl wrap – 25mm
Fascias: MFC – 18mm
Legs: Solid Beech

Dressing table and desk sold separately

FINISH DETAILS

Top & Upstand – all colours
Carcass & Legs – solid colours only



WOOD FINISHES

SOLID COLOURS



LIGHT GREY
LRV 57*



CASHMERE
LRV 80*



STONE GREY
LRV 28*



MUSSEL
LRV 65*



REED GREEN
LRV 21*



MONUMENT GREY
LRV 22*

WOOD COLOURS



POLAR OAK
LRV 60*



LIGHT ACACIA
LRV 53*



KENDAL OAK
LRV 34*



VICENZA OAK
LRV 41*




HONEY OAK
LRV 41*



GREY
NORDIC OAK
LRV 31*



WALNUT
LRV 11*



TOBACCO
WALNUT
LRV 12*

*LRV values are applicable to melamine finishes. Finishes shown are for illustration purposes only. Variation in grain or colour may occur. Natural timber products are sprayed to match wood colour.

NEWLAND

FITTED DOUBLE HEADBOARDS

OPTIONS & DIMENSIONS

Single Headboard – 3ft

W: 2326mm
D: 122mm
H: 1525mm

Small Double Headboard – 4ft

W: 2626mm
D: 122mm
H: 1525mm

Double Headboard – 4ft 6"

W: 2776mm
D: 122mm
H: 1525mm

King Headboard – 5ft

W: 2950mm
D: 122mm
H: 1525mm

MATERIALS

Carcass: MFC – 18mm
Top: Vinyl wrap – 25mm
Fascias: MFC – 18mm

OPTIONS

Fitted headboards available
Without Upholstered pad.
Bedside Cabinet sold separately.

FINISH DETAILS

Top & Upstand – all colours
Carcass & Legs – solid colours only



Shown in Reed Green with
Pewter handles.

WOOD FINISHES

SOLID COLOURS



LIGHT GREY
LRV 57*



CASHMERE
LRV 80*



STONE GREY
LRV 28*



MUSSEL
LRV 65*



REED GREEN
LRV 21*



MONUMENT GREY
LRV 22*

WOOD COLOURS



POLAR OAK
LRV 60*



LIGHT ACACIA
LRV 53*



KENDAL OAK
LRV 34*



VICENZA OAK
LRV 41*




HONEY OAK
LRV 41*



GREY
NORDIC OAK
LRV 31*



WALNUT
LRV 11*



TOBACCO
WALNUT
LRV 12*

*LRV values are applicable to melamine finishes. Finishes shown are for illustration purposes only.
Variation in grain or colour may occur. Natural timber products are sprayed to match wood colour.



NEWLAND

FITTED HEADBOARDS

OPTIONS & DIMENSIONS

Single Headboard – 3ft

W: 1726mm
D: 122mm
H: 1525mm

Small Double Headboard – 4ft

W: 2026mm
D: 122mm
H: 1525mm

Double Headboard – 4ft 6"

W: 2176mm
D: 122mm
H: 1525mm

King Headboard – 5ft

W: 2350mm
D: 122mm
H: 1525mm

MATERIALS

Carcass: MFC – 18mm
Top: MFC – 18mm
Fascias: Vinyl wrap

OPTIONS

Left-hand and right-hand options Available.
Fitted headboards available Without Upholstered pad.
Bedside Cabinet sold separately.

FINISH DETAILS

Top & Upstand – all colours
Carcass & Legs – solid colours only




Shown in Reed Green with Pewter handles.

WOOD FINISHES

SOLID COLOURS



WOOD COLOURS



*LRV values are applicable to melamine finishes. Finishes shown are for illustration purposes only. Variation in grain or colour may occur. Natural timber products are sprayed to match wood colour.



NEWLAND

HEADBOARDS – STRUTS OR WALL MOUNTED

OPTIONS & DIMENSIONS

Single Headboard – 3ft

On request

Small Double Headboard – 4ft

On request

Double Headboard – 4ft 6"

On request

King Headboard – 5ft

On request

MOUNTING

On Studs

Wall Mounted

MATERIALS

Carcass: MFC – 18mm

Fascias: MFC – 18mm

FINISH DETAILS

Top & Upstand – all colours

Carcass & Legs – solid colours only

WOOD FINISHES

SOLID COLOURS



LIGHT GREY
LRV 57*



CASHMERE
LRV 80*



STONE GREY
LRV 28*



MUSSEL
LRV 65*



REED GREEN
LRV 21*



MONUMENT GREY
LRV 22*

WOOD COLOURS



POLAR OAK
LRV 60*



LIGHT ACACIA
LRV 53*



KENDAL OAK
LRV 34*



VICENZA OAK
LRV 41*




HONEY OAK
LRV 41*



GREY
NORDIC OAK
LRV 31*



WALNUT
LRV 11*



TOBACCO
WALNUT
LRV 12*

*LRV values are applicable to melamine finishes. Finishes shown are for illustration purposes only. Variation in grain or colour may occur. Natural timber products are sprayed to match wood colour.

NEWLAND

MIRROR

OPTIONS & DIMENSIONS

Full Length Mirror – Wall Mounted

W: 600mm

D: 18mm

H: 1500mm

MATERIALS

Carcass: MFC – 18mm

Fascias: MFC – 18mm

FINISH DETAILS

Top & Upstand – all colours

Carcass & Legs – solid colours only

WOOD FINISHES

SOLID COLOURS



LIGHT GREY
LRV 57*



CASHMERE
LRV 80*



STONE GREY
LRV 28*



MUSSEL
LRV 65*



REED GREEN
LRV 21*



MONUMENT GREY
LRV 22*

WOOD COLOURS



POLAR OAK
LRV 60*



LIGHT ACACIA
LRV 53*



KENDAL OAK
LRV 34*



VICENZA OAK
LRV 41*



HONEY OAK
LRV 41*



GREY
NORDIC OAK
LRV 31*



WALNUT
LRV 11*



TOBACCO
WALNUT
LRV 12*

*LRV values are applicable to melamine finishes. Finishes shown are for illustration purposes only.
Variation in grain or colour may occur. Natural timber products are sprayed to match wood colour.