



# NEWLAND

## WARDROBES

### OPTIONS & DIMENSIONS

#### Single Wardrobe

W: 640mm

D: 600mm

H: 1840mm

Left-hand and right-hand options available

#### Gents Robe – 1 Drawer

On request

#### Gents Robe – 1 Drawer Wide

On request

#### Double Wardrobe

W: 840mm

D: 600mm

H: 1840mm

#### Double Wardrobe – Wide

W: 1040mm

D: 600mm

H: 1840m

### MATERIALS

Carcass: MFC – 18mm

Top: Vinyl Wrap – 25mm

Fascias: Vinyl wrap – 18mm

Legs: Solid Beech

### HANDLES

Hafele Knob Handle

Colours: Zinc Alloy, Pewter, Brushed Gold, Matt Black

### INTERIOR & EXTRAS

All wardrobes include 1 shelf and hanging rail as standard

Top boxes are available for all wardrobe options

### FINISH DETAILS

Top & Upstand – all colours

Carcass & Legs – solid colours only



## WOOD FINISHES

### SOLID COLOURS



LIGHT GREY  
LRV 57\*



CASHMERE  
LRV 80\*



STONE GREY  
LRV 28\*



MUSSEL  
LRV 65\*



REED GREEN  
LRV 21\*



MONUMENT GREY  
LRV 22\*

### WOOD COLOURS



POLAR OAK  
LRV 60\*



LIGHT ACACIA  
LRV 53\*



KENDAL OAK  
LRV 34\*



VICENZA OAK  
LRV 41\*




HONEY OAK  
LRV 41\*



GREY  
NORDIC OAK  
LRV 31\*



WALNUT  
LRV 11\*



TOBACCO  
WALNUT  
LRV 12\*

\*LRV values are applicable to melamine finishes. Finishes shown are for illustration purposes only.  
Variation in grain or colour may occur. Natural timber products are sprayed to match wood colour.



# NEWLAND

## BEDSIDE CABINETS

### OPTIONS & DIMENSIONS

#### Bedside Cabinet – 1 Drawer

W: 540mm  
D: 480mm  
H: 709mm with upstand & 639mm to the top

#### Bedside Cabinet – 2 Drawer

W: 540mm  
D: 480mm  
H: 709mm

### MATERIALS

Carcass: MFC – 18mm  
Top: Vinyl wrap – 25mm  
Fascias: MFC – 18mm  
Legs: Solid Beech

### HANDLES

Hafele Knob Handle  
Colours: Zinc Alloy  
Pewter  
Brushed Gold  
Matt Black

### EXTRAS

A top lock and key for the top drawer

### FINISH DETAILS

Top & Upstand – all colours  
Carcass & Legs – solid colours only



## WOOD FINISHES

### SOLID COLOURS



### WOOD COLOURS



\*LRV values are applicable to melamine finishes. Finishes shown are for illustration purposes only. Variation in grain or colour may occur. Natural timber products are sprayed to match wood colour.

# NEWLAND

## CHEST OF DRAWERS

### OPTIONS & DIMENSIONS

Chest of Drawers – 3 Drawer - Compact

W: 640mm

D: 540mm

H: 840mm with upstand & 770mm to top

Chest of Drawers – 3 Drawer

W: 840mm

D: 540mm

H: 840mm with upstand & 770mm to top

Chest of Drawers – 4 Drawer - Compact

W: 640mm

D: 540mm

H: 1030mm with upstand & 960mm to top

Chest of Drawers – 4 Drawer

W: 840mm

D: 540mm

H: 1030mm with upstand & 960mm to top

Chest of Drawers – 5 Drawer - Compact

W: 640mm

D: 540mm

H: 1220mm with upstand & 1150mm to top

Chest of Drawers – 5 Drawer

W: 840mm

D: 540mm

H: 1220mm with upstand & 1150mm to top

### MATERIALS

Carcass: MFC – 18mm

Top: Vinyl wrap – 25mm

Fascias: MFC – 18mm

Legs: Solid Beech

### HANDLES

Hafele Knob Handle

Colours: Zinc Alloy

Pewter

Brushed Gold

Matt Black

### FINISH DETAILS

Top & Upstand – all colours

Carcass & Legs – solid colours only



## WOOD FINISHES

### SOLID COLOURS



LIGHT GREY  
LRV 57\*



CASHMERE  
LRV 80\*



STONE GREY  
LRV 28\*



MUSSEL  
LRV 65\*



REED GREEN  
LRV 21\*



MONUMENT GREY  
LRV 22\*

### WOOD COLOURS



POLAR OAK  
LRV 60\*



LIGHT ACACIA  
LRV 53\*



KENDAL OAK  
LRV 34\*



VICENZA OAK  
LRV 41\*



HONEY OAK  
LRV 41\*



GREY  
NORDIC OAK  
LRV 31\*



WALNUT  
LRV 11\*



TOBACCO  
WALNUT  
LRV 12\*

\*LRV values are applicable to melamine finishes. Finishes shown are for illustration purposes only. Variation in grain or colour may occur. Natural timber products are sprayed to match wood colour.



# NEWLAND

## DRESSING TABLES

### OPTIONS & DIMENSIONS

#### Single Pedestal Dressing Table

W: 1280mm  
D: 540mm  
H: 840mm with upstand & 770mm to top  
Handles: One centred handle per drawer

#### Single Pedestal Wide Dressing Table

W: 1580mm  
D: 540mm  
H: 840mm with upstand & 770mm to top  
Handles: Two sets of handles per drawer

#### Double Pedestal Dressing Table

W: 1740mm  
D: 540mm  
H: 840mm with upstand & 770mm to top  
Handles: One centred handle per drawer

### MATERIALS

Carcass: MFC – 18mm  
Top: Vinyl wrap – 25mm  
Fascias: MFC – 18mm  
Legs: Solid Beech

### HANDLES

Hafele Knob Handle  
Colours: Zinc Alloy  
Pewter  
Brushed Gold  
Matt Black

### EXTRAS

Dressing table panel sold separately

### FINISH DETAILS

Top & Upstand – all colours  
Carcass & Legs – solid colours only



### WOOD FINISHES

#### SOLID COLOURS



LIGHT GREY  
LRV 57\*



CASHMERE  
LRV 80\*



STONE GREY  
LRV 28\*



MUSSEL  
LRV 65\*



REED GREEN  
LRV 21\*



MONUMENT GREY  
LRV 22\*

#### WOOD COLOURS



POLAR OAK  
LRV 60\*



LIGHT ACACIA  
LRV 53\*



KENDAL OAK  
LRV 34\*



VICENZA OAK  
LRV 41\*




HONEY OAK  
LRV 41\*



GREY  
NORDIC OAK  
LRV 31\*



WALNUT  
LRV 11\*



TOBACCO  
WALNUT  
LRV 12\*

\*LRV values are applicable to melamine finishes. Finishes shown are for illustration purposes only.  
Variation in grain or colour may occur. Natural timber products are sprayed to match wood colour.



SHACKLETONS  
*Handmade in England*

# NEWLAND

## DESK

### OPTIONS & DIMENSIONS

Desk – 1 Drawer

W: 940mm

D: 540mm

H: 840mm with upstand & 770mm to top

### MATERIALS

Carcass: MFC – 18mm

Top: Vinyl wrap – 25mm

Fascias: MFC – 18mm

Legs: Solid Beech

### HANDLES

Hafele Knob Handle

Colours: Zinc Alloy

Pewter

Brushed Gold

Matt Black

### EXTRAS

Desk panel sold separately

### FINISH DETAILS

Top & Upstand – all colours

Carcass & Legs – solid colours only



### WOOD FINISHES

#### SOLID COLOURS



LIGHT GREY  
LRV 57\*



CASHMERE  
LRV 80\*



STONE GREY  
LRV 28\*



MUSSEL  
LRV 65\*



REED GREEN  
LRV 21\*



MONUMENT GREY  
LRV 22\*

#### WOOD COLOURS



POLAR OAK  
LRV 60\*



LIGHT ACACIA  
LRV 53\*



KENDAL OAK  
LRV 34\*



VICENZA OAK  
LRV 41\*




HONEY OAK  
LRV 41\*



GREY  
NORDIC OAK  
LRV 31\*



WALNUT  
LRV 11\*



TOBACCO  
WALNUT  
LRV 12\*

\*LRV values are applicable to melamine finishes. Finishes shown are for illustration purposes only.  
Variation in grain or colour may occur. Natural timber products are sprayed to match wood colour.



# NEWLAND

## PANELS FOR DRESSING TABLE & DESK

### OPTIONS & DIMENSIONS

#### Panel for Single Pedestal Dressing Table

W: 1280mm  
D: 80mm  
H: 745mm

#### Panel for Single Pedestal Wide Dressing Table

W: 1580mm  
D: 80mm  
H: 745mm

#### Panel for Double Pedestal Dressing

W: 1740mm  
D: 80mm  
H: 745mm

#### Panel for Desk – 2 Drawer

On request

### MATERIALS

Carcass: MFC – 18mm  
Top: Vinyl wrap – 25mm  
Fascias: MFC – 18mm  
Legs: Solid Beech

Dressing table and desk sold separately

### FINISH DETAILS

Top & Upstand – all colours  
Carcass & Legs – solid colours only



## WOOD FINISHES

### SOLID COLOURS



LIGHT GREY  
LRV 57\*



CASHMERE  
LRV 80\*



STONE GREY  
LRV 28\*



MUSSEL  
LRV 65\*



REED GREEN  
LRV 21\*



MONUMENT GREY  
LRV 22\*

### WOOD COLOURS



POLAR OAK  
LRV 60\*



LIGHT ACACIA  
LRV 53\*



KENDAL OAK  
LRV 34\*



VICENZA OAK  
LRV 41\*




HONEY OAK  
LRV 41\*



GREY  
NORDIC OAK  
LRV 31\*



WALNUT  
LRV 11\*



TOBACCO  
WALNUT  
LRV 12\*

\*LRV values are applicable to melamine finishes. Finishes shown are for illustration purposes only. Variation in grain or colour may occur. Natural timber products are sprayed to match wood colour.

# NEWLAND

## FITTED DOUBLE HEADBOARDS

### OPTIONS & DIMENSIONS

#### Single Headboard – 3ft

W: 2326mm  
D: 122mm  
H: 1525mm

#### Small Double Headboard – 4ft

W: 2626mm  
D: 122mm  
H: 1525mm

#### Double Headboard – 4ft 6"

W: 2776mm  
D: 122mm  
H: 1525mm

#### King Headboard – 5ft

W: 2950mm  
D: 122mm  
H: 1525mm

### MATERIALS

Carcass: MFC – 18mm  
Top: Vinyl wrap – 25mm  
Fascias: MFC – 18mm

### OPTIONS

Fitted headboards available  
Without Upholstered pad.  
Bedside Cabinet sold separately.

### FINISH DETAILS

Top & Upstand – all colours  
Carcass & Legs – solid colours only



## WOOD FINISHES

### SOLID COLOURS



LIGHT GREY  
LRV 57\*



CASHMERE  
LRV 80\*



STONE GREY  
LRV 28\*



MUSSEL  
LRV 65\*



REED GREEN  
LRV 21\*



MONUMENT GREY  
LRV 22\*

### WOOD COLOURS



POLAR OAK  
LRV 60\*



LIGHT ACACIA  
LRV 53\*



KENDAL OAK  
LRV 34\*




VICENZA OAK  
LRV 41\*



HONEY OAK  
LRV 41\*



GREY  
NORDIC OAK  
LRV 31\*



WALNUT  
LRV 11\*



TOBACCO  
WALNUT  
LRV 12\*

\*LRV values are applicable to melamine finishes. Finishes shown are for illustration purposes only.  
Variation in grain or colour may occur. Natural timber products are sprayed to match wood colour.



# NEWLAND

## FITTED HEADBOARDS

### OPTIONS & DIMENSIONS

#### Single Headboard – 3ft

W: 1726mm  
D: 122mm  
H: 1525mm

#### Small Double Headboard – 4ft

W: 2026mm  
D: 122mm  
H: 1525mm

#### Double Headboard – 4ft 6"

W: 2176mm  
D: 122mm  
H: 1525mm

#### King Headboard – 5ft

W: 2350mm  
D: 122mm  
H: 1525mm

### MATERIALS

Carcass: MFC – 18mm  
Top: MFC – 18mm  
Fascias: Vinyl wrap

### OPTIONS

Left-hand and right-hand options Available.  
Fitted headboards available Without Upholstered pad.  
Bedside Cabinet sold separately.

### FINISH DETAILS

Top & Upstand – all colours  
Carcass & Legs – solid colours only



### WOOD FINISHES

#### SOLID COLOURS



LIGHT GREY  
LRV 57\*



CASHMERE  
LRV 80\*



STONE GREY  
LRV 28\*



MUSSEL  
LRV 65\*



REED GREEN  
LRV 21\*



MONUMENT GREY  
LRV 22\*

#### WOOD COLOURS



POLAR OAK  
LRV 60\*



LIGHT ACACIA  
LRV 53\*



KENDAL OAK  
LRV 34\*




VICENZA OAK  
LRV 41\*



HONEY OAK  
LRV 41\*



GREY  
NORDIC OAK  
LRV 31\*



WALNUT  
LRV 11\*



TOBACCO  
WALNUT  
LRV 12\*

\*LRV values are applicable to melamine finishes. Finishes shown are for illustration purposes only.  
Variation in grain or colour may occur. Natural timber products are sprayed to match wood colour.

# NEWLAND

## HEADBOARDS – STRUTS OR WALL MOUNTED

### OPTIONS & DIMENSIONS

Single Headboard – 3ft

On request

Small Double Headboard – 4ft

On request

Double Headboard – 4ft 6"

On request

King Headboard – 5ft

On request

### MOUNTING

On Studs

Wall Mounted

### MATERIALS

Carcass: MFC – 18mm

Fascias: MFC – 18mm

### FINISH DETAILS

Top & Upstand – all colours

Carcass & Legs – solid colours only

## WOOD FINISHES

### SOLID COLOURS



LIGHT GREY  
LRV 57\*



CASHMERE  
LRV 80\*



STONE GREY  
LRV 28\*



MUSSEL  
LRV 65\*



REED GREEN  
LRV 21\*



MONUMENT GREY  
LRV 22\*

### WOOD COLOURS



POLAR OAK  
LRV 60\*



LIGHT ACACIA  
LRV 53\*



KENDAL OAK  
LRV 34\*




VICENZA OAK  
LRV 41\*




HONEY OAK  
LRV 41\*



GREY  
NORDIC OAK  
LRV 31\*



WALNUT  
LRV 11\*



TOBACCO  
WALNUT  
LRV 12\*

\*LRV values are applicable to melamine finishes. Finishes shown are for illustration purposes only. Variation in grain or colour may occur. Natural timber products are sprayed to match wood colour.



# NEWLAND

## MIRROR

### OPTIONS & DIMENSIONS

Full Length Mirror – Wall Mounted

W: 600mm

D: 18mm

H: 1500mm

### MATERIALS

Carcass: MFC – 18mm

Fascias: MFC – 18mm

### FINISH DETAILS

Top & Upstand – all colours

Carcass & Legs – solid colours only

## WOOD FINISHES

### SOLID COLOURS



LIGHT GREY  
LRV 57\*



CASHMERE  
LRV 80\*



STONE GREY  
LRV 28\*



MUSSEL  
LRV 65\*



REED GREEN  
LRV 21\*



MONUMENT GREY  
LRV 22\*

### WOOD COLOURS



POLAR OAK  
LRV 60\*



LIGHT ACACIA  
LRV 53\*



KENDAL OAK  
LRV 34\*



VICENZA OAK  
LRV 41\*




HONEY OAK  
LRV 41\*



GREY  
NORDIC OAK  
LRV 31\*



WALNUT  
LRV 11\*



TOBACCO  
WALNUT  
LRV 12\*

\*LRV values are applicable to melamine finishes. Finishes shown are for illustration purposes only.  
Variation in grain or colour may occur. Natural timber products are sprayed to match wood colour.